

OK

A. Blejec

November 18, 2009

Abstract

⊗

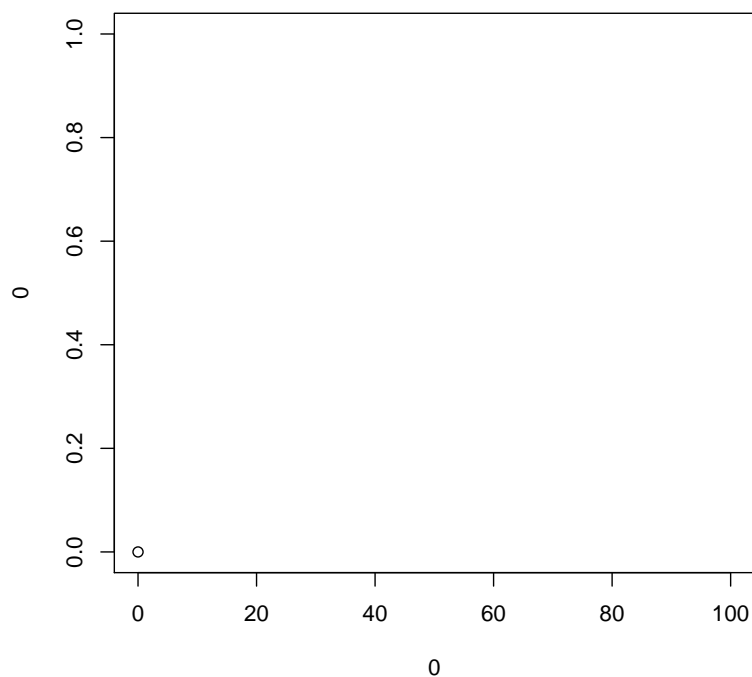
Contents

1 Lokacije točk

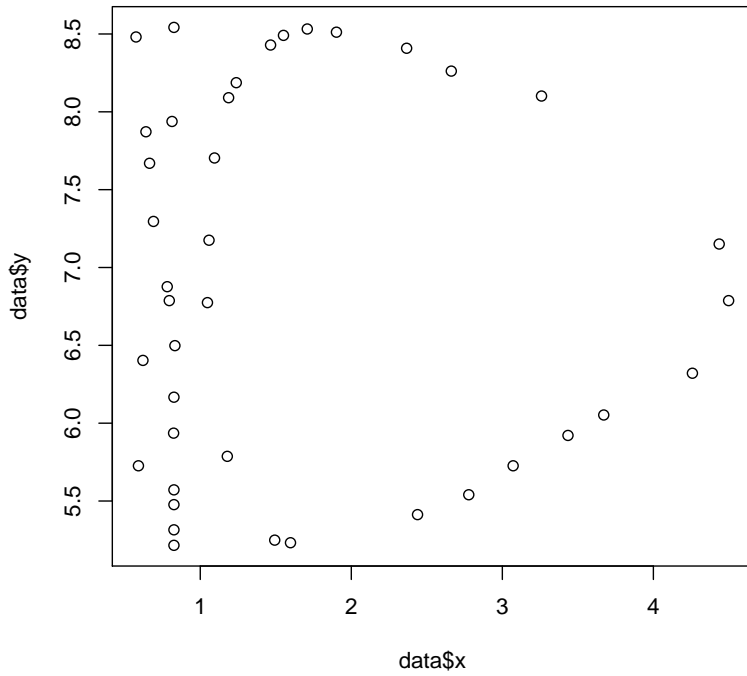
1

1 Lokacije točk

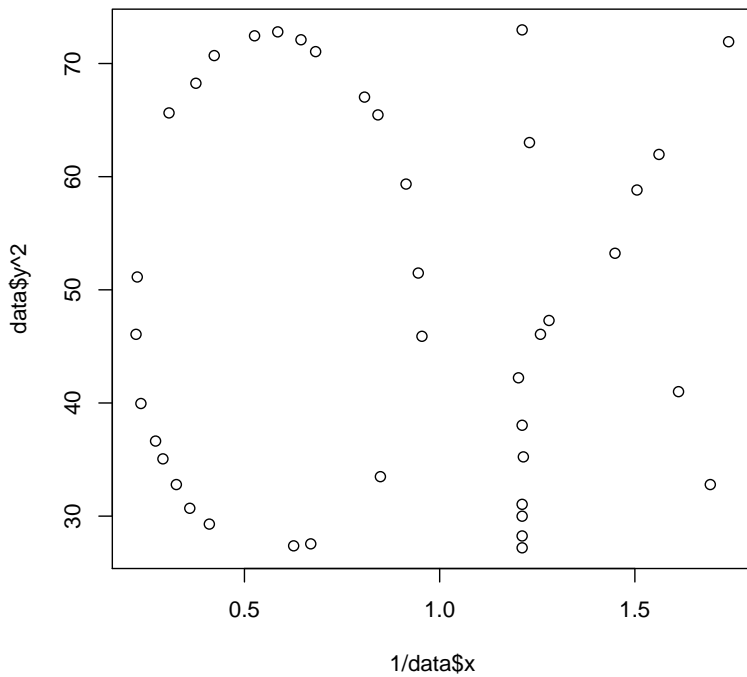
```
> plot(0, 0, xlim = c(0, 100), ylim = c(0, 1))
> text(50, 50, "OK", cex = 20)
> if (interactive()) {
+   data <- locator()
+   write.table(data, "../data/ok.txt")
+ }
```



```
> data <- read.table("../data/ok.txt")
> set.seed(124)
> id <- sample(1:length(data$x), 40)
> data <- list(x = 50/data$x[id], y = sqrt(data$y[id]))
> plot(data)
```



```
> plot(1/data$x, data$y^2)
```



SessionInfo

Windows XP (build 2600) Service Pack 3

- R version 2.10.0 (2009-10-26), i386-pc-mingw32
- Locale: LC_COLLATE=Slovenian_Slovenia.1250,
LC_CTYPE=Slovenian_Slovenia.1250,
LC_MONETARY=Slovenian_Slovenia.1250, LC_NUMERIC=C,
LC_TIME=Slovenian_Slovenia.1250
- Base packages: base, datasets, graphics, grDevices, methods, splines, stats,
utils
- Other packages: Hmisc 3.7-0, survival 2.35-7
- Loaded via a namespace (and not attached): cluster 1.12.1, grid 2.10.0,
lattice 0.17-26